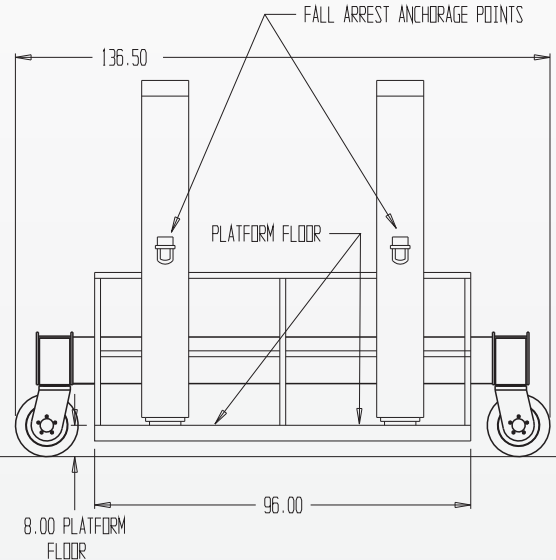

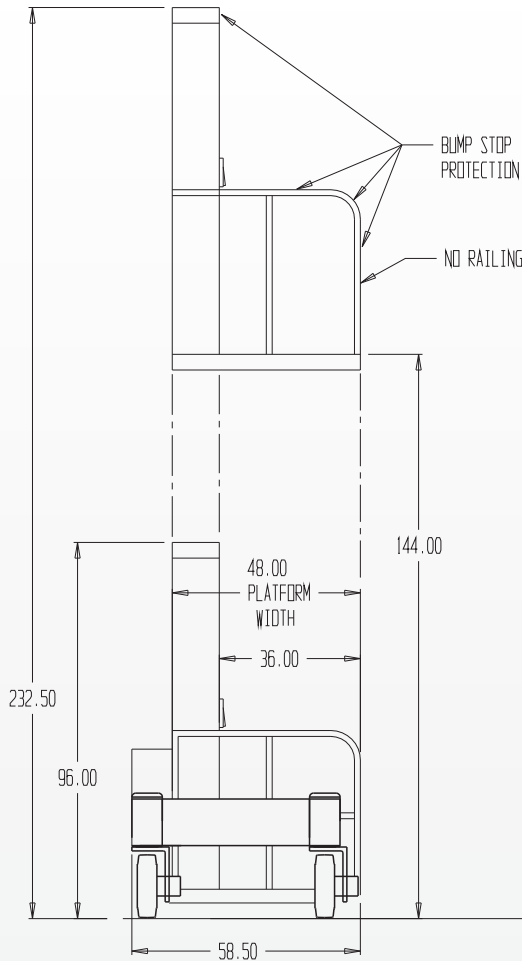




12MVL600EX

CUSTOM MASTLIFT

MAN & MATERIAL LIFT ENGINEERING



12MVL600EX Custom Mastlift

Custom Mastlifts are designed for manufacturing applications such as welding, testing and fabrication lines. They can be designed and built to customer requirements and specifications and have the option of being self propelled or bolted to the floor. Self propelled lifts can have the option of standard or Omni directional steering for precise and easy maneuverability.

SPECIFICATIONS	US	METRIC
Platform Height	12 ft	3.66 m
Platform Capacity	600 lbs	272.2 kg
Platform Size	96 in x 48 in	2.4 m x 1.2 m
Omni-Motion Drive System		
Fall Arrest Anchorage Points		
Open Railings at Front		
Explosion Proof (EX): Class 1, Div 1, Group D		
<i>*Specifications Subject to Change Without Prior Notice</i>		



Man & Material Lift Engineering
 5707 S. Pennsylvania Ave
 Cudahy, WI 53110

www.manliftengineering.com
 sales@manliftengineering.com
 414-486-1760